



2012

**2013 04**

)

(

**10****0.3****2012 12 31****0**

<b>2012</b>	.....	<b>1</b>
	.....	<b>1</b>
	.....	<b>2</b>
	.....	<b>2</b>
	.....	<b>3</b>
	.....	<b>6</b>
	.....	<b>8</b>
	.....	<b>10</b>
	.....	<b>10</b>
	.....	<b>12</b>
	.....	<b>12</b>
	.....	<b>51</b>



**1**

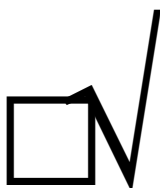
**2**

**3**



---

	1999 07 29	430000000013283 430121712164273	71216427-3
	2012 06 08	430000000013283 430121712164273	



	2012	2011	(%)	2010
	1,937,344,815.78	3,089,671,450.09	-37.3%	2,838,137,748.93
	9,080,703.04	203,202,028.81	-95.53%	202,964,967.58
	-37,144,821.70	135,446,426.73	-127.42%	188,442,690.79
	54,582,207.22	122,021,168.30	-55.27%	-324,149,586.36
/	0.0218	0.4821	-95.48%	0.4933
/	0.0218	0.4821	-95.48%	0.4933
%	0.53%	12.34%	-11.81%	14.45%
	2012	2011	(%)	2010
	5,308,617,161.34	4,811,858,835.66	10.32%	4,340,926,531.56
	1,664,630,812.25	1,740,682,684.90	-4.37%	1,545,643,032.37

1

	9,080,703.04	203,202,028.81	1,664,630,812.25	1,740,682,684.90

2

	9,080,703.04	203,202,028.81	1,664,630,812.25	1,740,682,684.90

3

	2012	2011	2010	
	171,929.27	67,537.46	614,392.47	
	53,300,480.57	73,215,276.90	14,783,045.49	
			5,364,269.21	
	223,933.51	765,376.67	-3,157,215.28	
			-323,688.65	
	6,948,675.38	2,845,674.67	2,664,665.23	
	522,143.23	3,446,914.28	93,861.22	
	46,225,524.74	67,755,602.08	14,522,276.79	--

1

2012

“ ”

“

”

1

2

3

4


5

6

193,734.48

37.30%

- (5) 97.30%
- (6) 55.27%
- (7) 49.46%



2

2012

	2012	2011	%
	3,811	6,793	-43.9%
	3,359	6,942	-51.61%
	1,481	1,933	-23.38%

30%

- (1) 2011 43.90%
- (2) 2011 51.61%

	410,873,312.13
%	21.21%

5

		%
1	140,946,648.21	7.28%
2	111,916,144.43	5.78%
3	68,261,026.37	3.52%
4	55,117,014.49	2.84%

5		34,632,478.63	1.79%
	—	410,873,312.13	21.21%

## 3

	2012		2011		2012 2011 (%)
		%		%	
	1,149,818,371.16	87.71%	2,052,840,108.54	90.11%	-43.99%
	33,514,267.36	2.56%	48,070,608.46	2.33%	-36.85%
	31,546,620.54	2.41%	31,101,821.81	1.37%	1.43%
	96,110,401.60				

4

	2012	2011	%
	242,022,114.23	262,879,030.04	-7.93%
	179,451,663.48	218,812,250.38	-17.99%
	128,765,976.16	119,584,533.56	7.68%
	8,176,327.60	20,673,363.97	-60.45%

60.45%

5

2012	78,488,578.99
2012	4.63%
2012	4.07%

6

	2012	2011	%
	1,652,119,417.32	2,819,911,933.78	-41.41%
	1,597,537,210.10	2,697,890,765.48	-40.79%
	54,582,207.22	122,021,168.30	-55.27%
	13,932,123.00	226,500.00	6,051.05%
	311,361,108.92	322,991,990.92	-3.6%
	-297,428,985.92	-322,765,490.92	7.85%
	1,953,088,613.38	1,865,522,208.16	4.69%
	1,857,354,397.41	1,676,095,621.79	10.81%
	95,734,215.97	189,426,586.37	-49.46%
	-148,035,659.86	-13,534,122.12	-993.8%

30%

(3)



	0.00	0.00	0.00	0.00			0.00
		0.00	0.00	0.00			
		0.00	0.00	0.00			
	0.00	0.00	0.00	0.00			0.00
	0.00	0.00	0.00	0.00			0.00
	0.00	0.00	0.00	0.00			0.00
	0.00	0.00	0.00	0.00			0.00

1 “

”

“

” 2004

x





	( )		(1)		(2)	(%)(3) (2)/(1)				
	--	0	0	0	0	--	--	0	--	--

3

		(1)		(2)	(%)(3)=(2)/ (1)				
	--	0	0	0	--	--	0	--	--
( )									



						( )	( )

			3300	69,933,211.19	51,690,038.46	17,477,954.67	-10,453,681.38	-11,138,145.97
			100	8,495,490.79	3,859,824.71	32,627,846.27	375,667.85	501,186.19
			2740	28,354,887.40	27,100,998.80	0.00	-309,249.46	-309,249.46
			1	3,192,436.28	-213,446.25	357,690.07	-400,309.45	-302,744.00
( )			1	220.11	-3,280,152.95	0.00	-3,099.16	-3,099.16
( )			500	9,502,627.09	3,039,265.76	367,596.71	-1,132,347.86	-890,332.16
			2000	8,617,349.08	8,383,841.74	0.00	-2,233.57	-2,233.57
			4000	39,284,935.25	39,556,803.60	0.00	-138,319.65	-138,304.65
			6757					

--	--	--	--	--	--	--	--	--	--


5

		107,000	11,317.69	24,211.29	
		60,000	8,579.58	37,118.83	
		167,000	19,897.27	61,330.12	-- --
1		2010 7 21			
		2670		6	1000
	2	10.7	406		
				2	2010
3	14				
		2000	1000		6 15
	2011	415		2012 8 1	
	G2011-002C	500			

1

2013

“ ” “ ”

2011

2013

2 2013

2013

1 “ ”  
“ ”  
“ ”

2

3

4

3 2013

2013 22.5 2012 16.14% 7,890  
294.52% 8,033 784.57%

4

1

“ ”

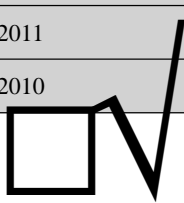
2

“ ”

2012 10 24 2013 ”  
“  
0-1 1 5% 2% 1-2 2 10% 6%  
2-3 3 3-4 4 35% 40% 4-5 5 50%  
70% 5  
2012 4,031.60



			%
2012	12,343,500.00	9,080,703.04	135.93%
2011	16,858,000.00	203,202,028.81	8.3%
2010	12,613,500.00	202,964,967.58	6.21%



“ ”

2012

ISO14001 2004

ISO 6 %

,Au-1XE(V"4A6Vrãy,14XEÁsC0"2ubũ,1E1XEÁD"2ub%,1E1pÈtXEÁ(0"2u;G,1E1XEÁ1A0"2ucu6,1E1



						(%)				
		5,918							2012 11 24	2012-038

2012 10 31 ( “ ”) 2012 11 18 5918

2

						(%)							

3

2012 3 23 2011 A  
 19 19 1,000 1 2010 12  
 17 900 7.10 / 2010 0.03 / 7.07 / 2  
 2011 12 20 100 7.10 / 7.10 / 2012 5 15  
 1,000 19 2012 5 17 2012 4 20

1

							(%)					
				--	--	0	--	--	--	--	--	--

2

--	--	--	--	--	--	--	--	--	--	--	--	--

3

--	--	--	--	--	--	--	--	--	--	--	--	--

4



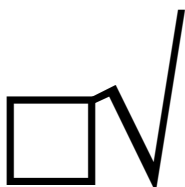
--	--	--	--	--	--	--	--	--	--	--	--	--

5

--	--	--	--	--	--	--	--	--	--	--	--	--

1

1

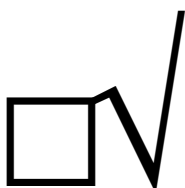


10%

2

10%


3



10%

2

	2012 11 24	20,000	2012 11 28	16,889.15		12		
A1	20,000			A2	16,889.15			
A3	20,000			A4	16,889.15			





---


2

--	--	--	--	--	--	--	--

							50
			5				



		(%)							(%)
	124,825,472	29.62%	-10,000,000			-2,525,552	-12,525,552	112,299,920	27.29%
3	119,058,760	28.25%	-10,000,000				-10,000,000	109,058,760	26.51%
	119,058,760	28.25%	-10,000,000				-10,000,000	109,058,760	26.51%
5	5,766,712	1.37%				-2,525,552	-2,525,552	3,241,160	0.79%
	296,624,528	70.38%				2,525,552	2,525,552	299,150,080	72.71%
1	296,624,528	70.38%				2,525,552	2,525,552	299,150,080	72.71%
	421,450,000	100%	-10,000,000			0	-10,000,000	411,450,000	100%

900

## 1

A	2010 12 17	7.10	9,000,000	2010 12 31	9,000,000	2012 05 17
A	2011 12 20	7.10	1,000,000	2011 12 30	1,000,000	2012 05 17

2010 7 12	10 2	1	
10 3 2009			13,715
41,145			
2010 12 17		900	42,045
2011 12 20		100	42,145
2012 5 15			19
		1,000	
2012 5 17			

## 2

	9,937.5	3,320	2006 12 22
	13,257.5		
2007 8 22	10 2	8	0.3 2007
		13,257.5	26,515
2008 1 9	915	2008 1 21	27,430
2010 7 12	10 2	1	
10 3 2009			13,715
41,145			
2010 12 17		900	42,045
2011 12 20		100	42,145

2012 5 15

19

2012 5 17 1,000 41,145

3

--	--	--

1

		59,674	5				59,246
5%							
		%					
		26.57%	109,308,760	-1750000	109,246,260	62,500	
		9.64%	39,650,794	-3066500	0	39,650,794	
		1.65%	6,777,689	-1796940		6,777,689	
		0.84%	3,448,080			3,448,080	3,438,603
		0.65%	2,660,154	-1000000		2,660,154	
		0.64%	2,640,741	295049		2,640,741	
		0.64%	2,625,000			2,625,000	2,625,000
		0.62%	2,554,015	-2800000		2,554,015	
		0.6%	2,467,089	-1500000		2,467,089	

		0.45%	1,833,346	-119800		1,833,346		
10								
						4		
						39,650,794		39,650,794
						6,777,689		6,777,689
						3,448,080		3,448,080
						2,640,741		2,640,741
						2,625,000		2,625,000
						2,554,015		2,554,015
						1,833,346		1,833,346
						1,626,409		1,626,409
500 (LOF)						1,306,205		1,306,205
						1,290,240		1,290,240
10 10 10								

2

5					





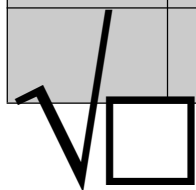
				66	2010 21	05	2013 20	05	111,058,76 0	250,000	1,750,000	109,308,76 0
				52	2010 21	05	2013 20	05	0	0	0	0
				50	2010 21	05	2013 20	05	0	0	0	0
				43	2010 21	05	2013 20	05	0	0	0	0
				39	2012 23	03	2013 20	05	0	0	0	0
				50	2010 21	05	2013 20	05	1,300,000	0	1,300,000	0
				49	2010 21	05	2012 28	09	400,000	0	400,000	0
				50	2010 21	05	2013 20	05	0	0	0	0
				54	2010 21	05	2013 20	05	0	0	0	0
				39	2010 21	05	2013 20	05	0	0	0	0
				47	2010 21	05	2013 20	05	0	0	0	0
				55	2011 20	05	2013 20	05	1,570,000	0	1,300,000	270,000
				50	2010 21	05	2013 20	05	0	0	0	0
				50	2010 21	05	2013 20	05	0	0	0	0
				51	2010 21	05	2013 20	05	350,000	0	350,000	0

					47	2010 07 28	2013 05 20	400,000	0	400,000	0
					41	2010 10 26	2010 10 26	2667	2667	2667	2667

2667TD(18)Tj/TT11Tf1.2467-.0067TD<1bb9>TjETqifTD(10)Tj/TT11Tf-3.5--.0841



			2010 01 01		
			2009 06 08		



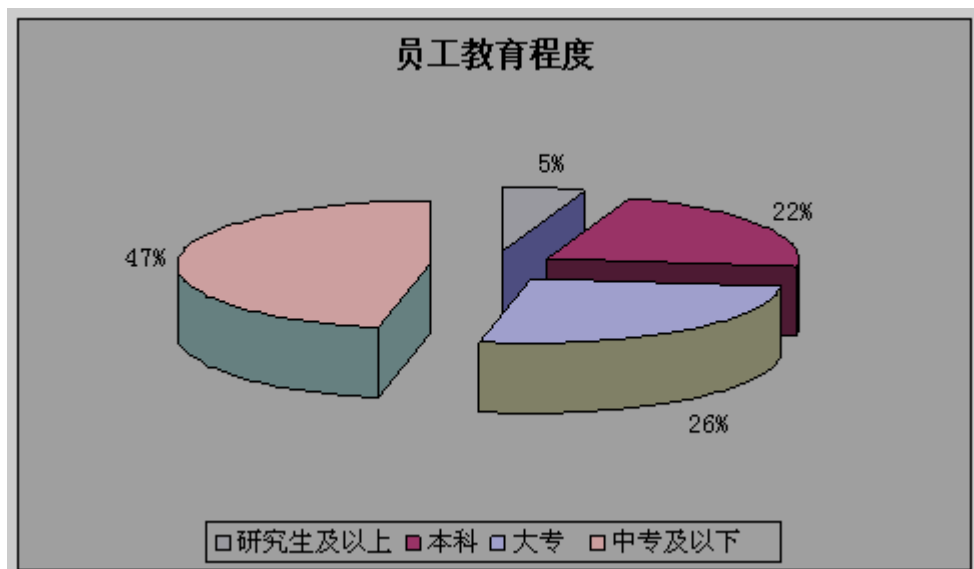
			1984 07 02		
			2005 05 30	2014 10 18	
			2011 10 27	2014 10 26	
			2008 09 20	2014 09 19	
			2010 10 26	2013 10 25	
			2010 08 11	2013 08 10	
			2008 02 20	2014 02 20	
			2011 03 18	2014 03 17	
			2011 02 15	2014 02 14	
			2009 05 11	2015 05 10	
			2010 10 15	2016 10 14	
			2011 09 05	2017 09 04	
			2009 06 08		
			2010 08 11	2013 08 10	
	3M (3M Company)		2010 09 01	2013 05 20	



		01 2008 02 20 2011 03 18	2014 02 19 2014 03 17
		2011 02 25 2009 05 11 2011 10 27 2010 08 11	2014 02 24 2015 05 10 2014 10 26 2013 08 10
		2011 02 25	2014 02 24

	43	0	0
	39	0	0
	50	40	40
	49	25	25
	50	5	5
	54	5	5
	39	5	5
	47	5	5
	55	35	35
	50	11	11
	50	19	19
	51	40	40
	47	40	40
	41	40	40

( )	2077	0
	272	13.10%
	158	7.61%
	54	2.60%
	789	37.99%
	669	32.21%
	135	6.50%
	2077	100.00%
	107	5.15%
	452	21.76%
	548	26.38%
	970	46.70%
	2077	100.00%
30	982	47.28%
30 40	679	32.69%
40-50	337	16.23%
50		





2012 8 27

2012 8 29

<http://www.cninfo.com.cn>

1

2

3

**1**

2011	2012 03 23		

		11			
			12		
			13		
			14		
		>	<		

2

2012	2012 04 23	1	2	2012 04 24	2012-015
2012	2012 07 12	1 < > 2 < > 3 2012 -2014		2012 07 13	2012-027
2012	2012 12 13	1	2	2012 12 14	2012-043

		3			
			4		
		5			
		<			
			>		
		6			
				7	
				<	
				>	
		8			
		<			
				>	
		9			
		<			
				>	

**1**

	9	6	3			
	9	6	3			
	9	6	2		1	
	9	6	3			
						4

2

3

1

2

2012

3

4

2

1

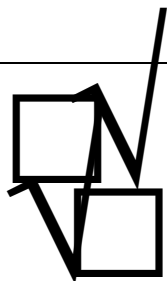
2

3

4

5






	2013 04 22
	2013 01020015

2012



	30,645,991.36	24,694,747.29
	585,541,143.93	525,471,201.98
	316,969,398.12	110,392,371.05
	450,924,777.93	342,867,841.25
	2,532,675.23	2,532,675.23
	228,880.00	308,860.00
	24,287,593.45	22,745,805.93
	1,425,819,675.01	1,043,234,635.55
	5,308,617,161.34	4,811,858,835.66
	1,579,498,861.46	799,601,800.00
	137,953,993.90	59,724,001.38
	941,936,191.38	705,353,213.66
	48,721,894.46	51,283,440.77
	17,722,583.58	19,646,384.50
	2,118,983.03	87,021,243.93
	8,727,596.21	12,874,353.11
	131,854,080.52	156,431,060.96



---

	490,055,336.84	705,160,004.35
	5,553,000.00	25,403,000.00
	1,460,231,405.06	1,201,844,312.58
	112,278,441.65	147,417,969.78
	251,815,399.56	142,472,834.34
	1,170,949,000.62	1,159,574,081.37

	5,098,839,409.45	4,841,585,743.24
	1,569,498,861.46	771,601,800.00
	107,958,070.39	43,302,588.62
	871,208,512.20	632,346,346.29
	48,397,376.61	51,089,340.56
	15,541,952.52	19,112,937.26
	16,001,404.67	101,925,611.64
	8,670,096.21	12,874,353.11
	171,502,007.35	411,824,403.42
	279,000,000.00	215,000,000.00
		200,000,000.00
	3,087,778,281.41	2,459,077,380.90
	286,715,217.00	598,600,000.00
	757,928.34	339,476.49
	10,425,200.00	36,568,300.00
	297,898,345.34	635,507,776.49
	3,385,676,626.75	3,094,585,157.39
	411,450,000.00	421,450,000.00
	576,222,431.50	634,469,231.50
	101,292,488.94	96,070,062.66
	624,197,862.26	595,011,291.69

	1,713,162,782.70	1,747,000,585.85
	5,098,839,409.45	4,841,585,743.24

3

	1,937,344,815.78	3,089,671,450.09
	1,937,344,815.78	3,089,671,450.09
	1,978,056,172.22	2,942,043,276.47
	1,400,107,304.08	2,305,215,201.70
	11,262,190.54	9,880,881.74

---

“ ”	-40,561,903.99	148,377,043.68
	55,311,760.67	74,984,204.85
	1,125,292.32	936,013.81
		43,600.05
“ ”		

	19,255,686.12	25,048,820.11
“ ”		
“ ”	-1,311,585.50	-706,358.78
“ ”	13,344,712.80	193,037,607.43
	47,253,374.20	20,039,459.40
	1,075,559.81	704,326.54
		43,600.05
“ ”	59,522,527.19	212,372,740.29
	7,298,264.37	19,019,117.30
“ ”	52,224,262.82	193,353,622.99
	--	--
	0.0218	0.4821
	0.0218	0.4821
	52,224,262.82	193,353,622.99

## 5

	1,537,612,606.94	2,629,373,406.74

	506,047.77	3,417,883.55
	114,000,762.61	187,120,643.49
	1,652,119,417.32	2,819,911,933.78
	1,088,985,721.11	2,269,280,451.14
	186,474,031.61	225,955,255.80
	208,370,752.88	94,960,411.75
	113,706,704.50	107,694,646.79
	1,597,537,210.10	2,697,890,765.48
	54,582,207.22	122,021,168.30
	12,971,226.00	
	896,854.80	
	189,770.00	226,500.00
	-125,727.80	
	13,932,123.00	226,500.00
	303,361,108.92	295,938,890.86
	8,000,000.00	27,053,100.06

---

	311,361,108.92	322,991,990.92
	-297,428,985.92	-322,765,490.92
	-71,242,148.84	14,591,463.82
		7,491,463.82
	2,020,221,203.25	1,814,978,740.93
	4,109,558.97	35,952,003.41
	1,953,088,613.38	1,865,522,208.16
	1,687,907,833.53	1,532,539,251.07
	153,539,550.12	116,723,396.86
	15,907,013.76	

	1,025,241,176.91	2,157,775,366.70
	141,045,182.34	180,087,453.83
	203,420,998.06	90,144,320.54
	85,469,714.69	129,792,542.74
	1,455,177,072.00	2,557,799,683.81
	67,032,906.92	120,035,317.33
	896,854.80	
	189,770.00	226,500.00
	1,086,624.80	226,500.00
	56,707,735.67	120,612,742.91
	12,056,499.19	338,281,874.06
	68,764,234.86	458,894,616.97
	-67,677,610.06	-458,668,116.97
	-71,242,148.84	7,100,000.00
	2,207,221,203.25	2,120,478,740.93
		35,952,003.41
	2,135,979,054.41	2,163,530,744.34
	2,043,032,665.53	1,875,539,251.07
	153,039,370.83	114,998,988.84
	103,130,413.47	5,933,484.00
	2,299,202,449.83	1,996,471,723.91
	-163,223,395.42	167,059,020.43

	-906,128.74	-2,148,474.96
	-164,774,227.30	-173,722,254.17
	518,268,738.85	691,990,993.02
	353,494,511.55	518,268,738.85

7

	421,450,000.00	634,469,231.50			96,070,062.66		588,362,124.24	331,266.50	32,424,027.05	1,773,106,711.95
	421,450,000.00	634,469,231.50			96,070,062.66		588,362,124.24	331,266.50	32,424,027.05	1,773,106,711.95
“ ”	-10,000,000.00	-58,226,716.79		1,220,217.49	5,222,426.28		-13,956,989.21	-310,810.42	-3,632,466.28	-79,684,338.93
							9,080,703.04		-3,632,466.28	5,448,236.76
		20,083.21						-310,810.42		-290,727.21
		20,083.21					9,080,703.04	-310,810.42	-3,632,466.28	5,157,509.55
	-10,000,000.00	-58,246,800.00								-68,246,800.00
1	-10,000,000.00	-61,000,000.00								-71,000,000.00
2		2,753,200.00								2,753,200.00





2										
	421,450,000.00	634,469,231.50			96,070,062.66		588,362,124.24	331,266.50	32,424,027.05	1,773,106,711.95

8

	421,450,000.00	634,469,231.50			96,070,062.66			595,011,291.69	1,747,000,585.85	
	421,450,000.00	634,469,231.50			96,070,062.66			595,011,291.69	1,747,000,585.85	
“ ”	-10,000,000.00	-58,246,800.00			5,222,426.28			29,186,570.57	-33,837,803.15	
								52,224,262.82	52,224,262.82	
								52,224,262.82	52,224,262.82	
	-10,000,000.00	-58,246,800.00							-68,246,800.00	
1	-10,000,000.00	-61,000,000.00							-71,000,000.00	
2		2,753,200.00							2,753,200.00	
3										
					5,222,426.28			-23,037,692.25	-17,815,265.97	

1					5,222,426. 28		-5,222,426. 28	
2								
3							-16,587,97 0.54	-16,587,97 0.54
4							-1,227,295. 43	
1								
2								
3								
4								
1				4,912,324. 81				4,912,324. 81
2				4,912,324. 81				4,912,324. 81
	411,450,00 0.00	576,222,43 1.50			101,292,48 8.94		624,197,86 2.26	1,713,162, 782.70

	420,450,00 0.00	631,363,83 1.50			76,734,700 .36		433,606,53 1.00	1,562,155, 062.86
	420,450,00 0.00	631,363,83 1.50			76,734,700 .36		433,606,53 1.00	1,562,155, 062.86
“ ”	1,000,000. 00	3,105,400. 00			19,335,362 .30		161,404,76 0.69	184,845,52 2.99
							193,353,62 2.99	193,353,62 2.99

				193,353,62	193,353,62
				2.99	2.99
	1,000,000.	3,105,400.			4,105,400.
	00	00			00
1	1,000,000.	6,100,000.			7,100,000.
	00	00			00
2		-2,994,600.			-2,994,600.
		00			00
3					
			19,335,362	-31,948,86	-12,613,50
			.30	2.30	0.00
1					

	10	3		1,244
5,300	; 2004 9		2004 7 20	10 2.5
6,625	; 2006 6 6		2006 3 30	10 5
9,937.5	2006 12			
13,257.50	2007		13,257.50	10,606.00
2,651.50		2007 12 31		26,515 2008 1 15 915
27,430		2010		274,300,000 10
2	54,860,000			10 3 82,290,000
	9,000,000	2011 12		1,000,000 2012 3 23
2011			A	
19				1,000 2012 12 31 41,145
			2	

**1**

2006 2 “ ” — 38

**2**

2012 12 31

2012

**3**

1 1 12 31

**4**

5

1

)

(

2

7

8

1

2

9

1

2

R

7

10

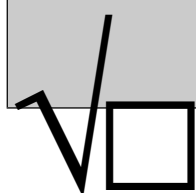
1

2

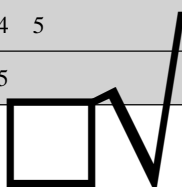
1

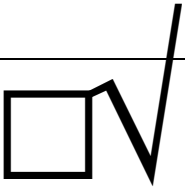
	100

2

	(%)	(%)
1 1	2%	2%
1 2	6%	6%
2 3	15%	15%
3 4	40%	40%
4 5	70%	70%
5	100%	100%





3


11

1

2

3

4

5

12

1

1

2

2

**13**

1

2

**14**

**1**

1

2

**2**

2

1

3

4

5

**3**

		%	%
	30	3%	3.17%

---

	10	3%	9.7%

2

- 1
- 2
- 3

3

3

4

17

18

19

1

2

--	--	--

**3**

**4**

2

3

2

23

1

2

22 —

3

4

1

a

b

c

2

a

b

c

d

e

3

4

5

**2**

**3**

27

1

. 2

28

1

2

3

29

1 1b8d22a93

.BAœÀ.







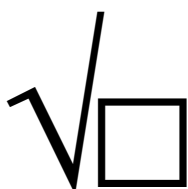


				3,300				88.93%	88.93%		5,695,712.13	1,795,750.87	

2

--	--	--

3



1

4

--	--	--


5

--	--	--	--	--	--

---

**6**

--	--	--

**7**

--	--	--

**8**

--	--	--	--

**9**


**10**

1

2

1

:	--	--	36,084.75	--	--	103,727.47
	--	--	35,864.64	--	--	97,023.52
				1,029.17	6.3%	6,484.68
	271.47	81.08%	220.11	270.47	0.81%	219.27
	--	--	502,773,159.83	--	--	706,573,282.83
	--	--	483,809,443.38	--	--	687,083,073.95
	1,781,086.91	628.55%	11,195,021.80	1,772,414.23	6.3%	11,167,804.81
	588,929.24	831.76%	4,898,477.78	15,403.13	8.16%	125,728.06
	20,355,091.00	7.3%	1,486,919.04	101,031,808.38	0.08%	8,193,679.66
	1,706,090.07	81.08%	1,383,297.83	3,696.00	0.81%	2,996.35
	--	--	211,267,886.21	--	--	209,874,088.92
	--	--		--	--	209,874,088.92
			64,138,551.36			23,561,287.69
			106,338,433.75			164,900,488.91
			150,000.00			12,412,312.32
			10,003,046.10			
			30,637,855.00			
						9,000,000.00
	--	--	714,077,130.79	--	--	916,551,099.22

2

1

--	--	--

2



4

	--	--	--	--	--	--
	--	--	--	--	--	--

5

1

--	--	--	--	--

2

--	--	--

3

6

1

		(%)	(%)		(%)	(%)
64,463,731	ET/Cs6cs.8125538721.50290ET/Cs6cs1ET/Cs6cs62.031scn203.4160.4646.0235.34rfBT/TT09229.5174.98	3.7%	39.6%			
98			79			



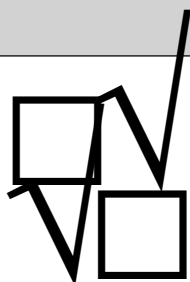
---

			%	
	26,336,793.59	13,932,100.10		
	26,336,793.59	13,932,100.10	--	--


**2**



	24,374,607.48	--	10,541,155.83	--	49,750,621.34	--	10,079,407.80	--
--	---------------	----	---------------	----	---------------	----	---------------	----



		(%)		(%)		
1						
1	5,350,916.50	64.01%	107,014.25	27,599,902.22	55.47%	1,266,561.18
1 2	4,260,187.49	7.36%	255,611.25	2,851,358.90	5.73%	285,135.90
2 3	1,156,828.05	3.73%	173,524.21	2,217,417.29	4.46%	332,612.59
3	13,606,675.44	24.9%	10,005,006.12	17,081,942.93	34.34%	8,195,098.13
3 4	2,374,066.23	4.1%	949,626.49	12,601,739.78	25.33%	4,410,608.93
4 5	7,257,431.94	16%	5,080,202.36	1,391,427.90	2.8%	695,713.95
5	3,975,177.27	4.8%	3,975,177.27	3,088,775.25	6.21%	3,088,775.25
	24,374,607.48	--	10,541,155.83	49,750,621.34	--	10,079,407.80



2

--	--	--	--	--

			%	
--	--	--	---	--

**3**

--	--	--	--	--	--

**4**

**5**

**5**


**5**

			(%)
--	--	--	-----

**6**

		(%)
	2,410,740.80 1	9.89%
	980,000.00 1-2	4.02%
	946,630.29 1	3.88%
	500,000.00 1-2	2.05%
	500,000.00	

**8**

--	--	--

**9**


**8****1**

		%		%
1	138,320,894.23	84.83%	126,263,907.51	80.41%
1 2	10,470,670.75	6.42%	27,139,433.05	17.28%
2 3	14,262,754.30	8.75%	3,629,952.64	2.31%
	163,054,319.28	--	157,033,293.20	--

**2**

		29,000,000.00	1
		24,096,479.89	1
		13,568,000.00	1
		5,236,000.00	1
		5,179,850.27	1

---

	--	77,080,330.16	--	--
--	----	---------------	----	----

**3****5****5**

--	--	--	--	--


**10**

	1,110.00	12,971,226.00
	1,110.00	12,971,226.00

2011 12 29 “ . ”

**11****1**

--	--	--

**2**

--	--	--	--	--	--	--	--



		.00	.00		.00						
		3,400,000.00	2,860,312.97	-60,094.70	2,800,218.27	34%	34%				
		10,000,000.00	9,833,328.25	-297,604.35	9,535,723.90	25%	25%				
	--	25,401,106.07	24,694,747.29	5,951,244.07	30,645,991.36	--	--	--			

2

--	--	--	--	--	--	--	--	--	--	--	--

6,756.64      2012 10      1,695      800      2012  
 1,200      17.76%

16

1

--	--	--	--	--	--	--	--	--	--	--	--

--	--	--	--	--	--	--	--	--	--	--	--

2




**3**



2

						(%)				(%)		
		1,483,57 2.58	113,176, 920.32					1,976,45 5.94	1,976,45 5.94	6.82%		114,660, 492.90
	60,000,0 00.00	3,289,11 7.27		3,289,11 7.27								
	88,000,0 00.00	3,060,45 4.85	847,942. 42									3,908,39 7.27
	97,000,0 00.00	5,674,23 3.00	16,903.3 10.17	7,765,48 3.00								14,812,0 60.17
		77,161,9 84.07	85,795,8 19.93									162,957, 804.00
		90,669,3 61.77	216,723, 992.84	11,054,6 00.27		--	--			--	--	296,338, 754.34

3

--	--	--	--	--	--

4

--	--	--	--	--

5

19

--	--	--	--	--

20

---

--	--	--	--

1

21

1


2


22

--	--



	2,532,675.23			2,532,675.23	
	2,532,675.23			2,532,675.23	

25

	100,000.00		100,000.00			
	208,860.00	75,000.00	54,980.00		228,880.00	
	308,860.00	75,000.00	154,980.00		228,880.00	--

5

26

1

	20,052,940.67	17,896,790.90
	1,300,514.43	1,931,152.97
	113,689.25	50,921.47
	2,331,292.88	2,866,940.59
	318,248.54	
	170,907.68	
	24,287,593.45	22,745,805.93

	18,612,660.13	6,895,717.24

---

	18,612,660.13	6,895,717.24
--	---------------	--------------

2013	177,204.36	177,204.36
2014	2,769,538.77	3,052,481.88
2015	15,824,637.25	

27

	117,491,783.99	14,325,266.80		308,695.18	131,508,355.61
		2,121,656.93			2,121,656.93
	117,491,783.99	16,446,923.73		308,695.18	133,630,012.54

28

--	--	--

29

1

	240,000,000.00	
		28,000,000.00
	1,339,498,861.46	771,601,800.00
	1,579,498,861.46	799,601,800.00

2


**30**

--	--	--	--

**31**

			137,953,993.90
			59,724,001.38
			137,953,993.90
			59,724,001.38

1		5%	5%	
2	2012 12 31			7,563,229.76
	100%			
3	2012 12 31			4,788,758.00
	100%			
4	2012 12 31			14,651,935.75
	100%			
5	2012 12 31			2,992,000.00
	100%			
6	2012 12 31			
61,969,723.03			30%	
7	2012 12 31			38,749,578.58
	30%			
8	2012 12 31			7,238,768.78
	30%			
9				
	3,330,000.00	6,404,473.00	3,000,000.00	
6				

**32**

**1**

			825,298,650.88
			608,510,835.94

1-2	97,965,325.37	56,078,316.81
2-3	6,226,803.01	26,192,458.09
3	12,445,412.12	14,571,602.82
	941,936,191.38	705,353,213.66

**2****5 5**

--	--	--

**3****33****1**

1	31,052,520.74	41,623,517.13
1-2	10,116,718.47	5,054,573.29
2-3	3,324,024.94	2,321,185.04
3	4,228,630.31	2,284,165.31
	48,721,894.46	51,283,440.77

**2****5 5**

--	--	--

**3****34**

	15,008,566.55	159,541,004.06	162,561,863.83	11,987,706.78





40

1

1	279,000,000.00	215,000,000.00
	279,000,000.00	215,000,000.00

2

	279,000,000.00	215,000,000.00
	279,000,000.00	215,000,000.00

				%			
	2011 02 01	2013 01 31		5.35%		150,000,000. 00	
	2010 12 22	2012 12 20		5.6%			100,000,000. 00
	2010 09 20	2012 03 20		4.58%			60,000,000.0 0
	2010 03 30	2012 03 29		6.32%			50,000,000.0 0
	2011 03 01	2013 02 28		6.41%		50,000,000.0 0	
	2011 02 09	2013 02 08		5.49%		50,000,000.0 0	

			(%)			
--	--	--	-----	--	--	--

**3**

--	--	--	--	--	--	--	--	--	--

**4**

			%			
--	--	--	---	--	--	--

**41**

		200,000,000.00
		26,552.61
		200,026,552.61

: 2009

2011 3 31 2

4

**42**

**1**

	286,715,217.00	598,600,000.00
	286,715,217.00	598,600,000.00

2

				%			
	2010 11 12	2013 05 11		5.06%			100,000,000. 00
	2011 02 01	2013 01 31		6.1%			150,000,000. 00
	2011 05 18	2014 05 17		6.4%		92,500,000.0 0	100,000,000. 00
	2011 07 07	2014 07 06		6.65%		85,000,000.0 0	95,000,000.0 0
	2012 10 30	2014 04 30		6.3%		90,000,000.0 0	

43

--	--	--	--	--	--	--	--	--	--

44

1

			%			
--	--	--	---	--	--	--

2


45

--	--	--	--	--	--

46

	2,000,000.00	2,000,000.00
	10,000,000.00	36,000,000.00
	138,517,480.11	64,000,000.00
	115,200.00	
	476,666.67	
		160,000.00
10		333,300.00
		75,000.00
	23,478,111.63	23,982,296.30
	4,800,000.00	5,400,000.00
	800,000.03	900,000.00
	180,187,458.44	132,850,596.30

1				[2011]11
	200			
2		2011 58		2012 3,600
			2012 77	1,000
3			64,000,000.00	74,517,480.11
	138,517,480.11			
4		230,400.00	115,200.00	
345,600.00				
5		2012 27 63		380
	62		2,703,333.33	476,666.67
6			53.71	16
	53.71	16		
7			[2010]32	2010



---

	1,361,946.50	2,773,283.21		4,135,229.71
	634,469,231.50	2,773,283.21	61,000,000.00	576,242,514.71

2011	411,450,000	10	0.409721
16,857,970.54			
2010 12 17	900	2010	0.03 /
270,000.00			
2012		800	
	-1,227,295.43		

54

1

	1,928,442,410.31	3,082,274,082.96
	8,902,405.47	7,397,367.13
	1,400,107,304.08	2,305,215,201.70

2

	1,928,442,410.31	1,393,528,829.01	3,082,274,082.96	2,298,957,817.57
	1,928,442,410.31	1,393,528,829.01	3,082,274,082.96	2,298,957,817.57

3

	746,183,459.21

	1,928,442,410.31	1,393,528,829.01	3,082,274,082.96	2,298,957,817.57
--	------------------	------------------	------------------	------------------

4

	210,579,655.92	148,554,322.11	435,795,934.76	342,227,918.11
	202,134,444.20	163,072,984.31	452,342,420.87	364,906,085.39
	454,528,121.65	342,519,291.43	699,013,946.90	521,334,593.45
	301,882,569.59	208,389,546.10	567,388,752.55	439,726,334.52
	129,303,719.08	99,892,022.11	222,281,121.69	164,549,128.36
	630,013,899.87	431,100,662.95	705,451,906.19	466,213,757.74
	1,928,442,410.31	1,393,528,829.01	3,082,274,082.96	2,298,957,817.57

5

--	--

56

	5,631,095.27	4,871,104.72	
	5,631,095.27	4,812,467.32	
		197,309.70	
	11,262,190.54	9,880,881.74	--

57

	3,732,959.12	2,445,198.07
	7,722,034.42	5,602,061.93
	29,271,088.66	23,185,643.49
	47,165,532.42	75,229,637.97
	13,072,979.33	16,074,522.97
	8,021,642.73	8,106,406.02
	22,293,161.56	17,879,852.73
	2,013,828.57	1,099,241.95
	1,615,212.70	865,772.50
	2,586,818.84	2,027,777.62
	4,778,986.27	3,762,202.39
	48,050,969.52	49,590,711.83
	8,243,476.41	6,117,602.12
	2,011,951.47	2,221,541.48
	41,441,472.21	48,670,856.97
	242,022,114.23	262,879,030.04

58

	3,813,944.71	2,460,999.37
	1,663,611.89	1,210,162.43

	2,790,510.75	2,711,404.58
	2,176,846.51	1,812,062.25
	614,415.57	594,880.68
	4,280,231.15	3,254,316.98
	36,939,128.05	41,066,243.83
	78,448,578.99	123,308,922.31
	10,150,463.43	6,094,308.06
	1,055,621.73	2,548,455.23
	233,456.69	1,416,152.62
	13,378,283.56	10,912,218.17
	861,593.50	670,895.70
	297,074.39	339,634.90
	47,445.60	638,021.91
	12,341,629.32	10,744,987.58
	5,304,514.52	2,609,654.25
	184,534.10	339,462.30
	4,869,779.02	6,079,467.23
	179,451,663.48	218,812,250.38

59

	133,983,573.84	110,348,288.37
	-7,235,434.26	-8,122,748.07
		8,440,234.52

**61**

1

	-821,460.50	-706,358.78
	472,030.78	
	498,882.17	1,455,228.84
	149,452.45	748,870.06

2

--	--	--	--

3

	-463,761.45		
	-60,094.70	-539,687.03	
	-297,604.35	-166,671.75	
	-821,460.50	-706,358.78	--

1			200	V-4
FAA	3	8%	498,882.17	
2			800	17.76%
3				490,125.00
	962,155.78	472,030.78		

**62**

	14,325,266.80	25,671,379.05
	2,121,656.93	



	408,000.00	12ZCDZGX45600
		12KQZZGX0058
2010		1,000,000.00      2011 136
		2,380,000.00      2011 30

		43,600.05	
	281,557.46	43,600.05	
	380,000.00	315,000.00	
	463,734.86	577,413.76	
	1,125,292.32	936,013.81	

## 65

	9,718,115.12	29,462,816.83
	-1,541,787.52	-8,789,452.86
	8,176,327.60	20,673,363.97

## 66

1

	2012	2011
	9,080,703.04	203,202,028.81
	46,225,524.74	54,889,017.38
	-37,144,821.70	148,313,011.43
	415,616,666.67	420,450,000.00
	0.0218	0.4833
	-0.0894	0.3527

2

2012 12 31

## 67

2.	20,083.21	
	20,083.21	
4.	-310,810.42	345,723.72

	-310,810.42	345,723.72
	-290,727.21	345,723.72

68

1

	100,637,342.71
	7,235,434.26
	1,165,144.00
	4,962,841.64
	114,000,762.61

2

	9,263,397.65
	10,925,237.68
	32,921,762.71
	7,591,960.73
	9,678,586.38
	28,384,646.99
	13,075,784.23
	1,545,212.70
	320,115.43
	113,706,704.50

3

--	--

**4**

--	--

**5**

	4,109,558.97
	4,109,558.97

**6**

	5,218,570.00
	450,000.00
	10,238,443.76
	15,907,013.76

**69**

**1**

1	--
	5,448,236.76
	201,751,870.75

---

	136,638,895.82	101,638,814.15
	-149,452.45	-748,870.06
	-1,541,787.52	-8,789,452.86
	-23,331,046.59	-162,330,294.15
	-563,918,679.08	-173,357,532.02
	422,511,332.90	81,491,138.37
	54,582,207.22	122,021,168.30
2	--	--
3	--	--
	560,724,684.00	708,760,343.86
	708,760,343.86	722,294,465.98



---

				1	100%	100%	
( )				500	100%	100%	
( )							

4

--	--	--

5

1

				%		%

				%		%
			2,305.98	0%		

2 /

/

--	--	--

			2012 01 01	2012 12 31		810,000.00

--	--	--	--	--	--	--

**4**

--	--	--	--	--	--	--

**5**


**6**

					%		%

**7**

**6**

		2,698.00			
		585.00			
		1,568.00			
		22,917.92			
		296,378.77			

		3,212,474.91	

**1**

2010  
15 1,000 7.1 2010  
900 100  
2011 2010 100 4  
7.1  
1,000

**2****3**

4

5

900

100

1

2012 12 31

757,928.34

2

1

1

10%

116,605.55

2012 12 31

30,304.51

2

31

23,852.58

10%

1,837.37

2012 12

3

2012 11

11,322.52

12

2012 12 29

2013 11 28

2012 12 31

2

1

--	--	--	--

2

	12,343,500.00
--	---------------

3

1

2

3

“ ”

4

5

6

NM,Â		
1.	0.00	0.00 0.00 0.00 0.00 0.00
2.	0.00	0.00 0.00 0.00 0.00 0.00
3.	0.00	0.00 0.00 0.00 0.00 0.00
	0.00	0.00 0.00 0.00 0.00 0.00
		0.00 0.00 0.00
		0.00 0.00 0.00
	0.00	0.00 0.00 0.00 0.00
	0.00	0.00 0.00 0.00 0.00
	0.00	0.00 0.00 0.00 0.00
	0.00	0.00

8

9

1

1

		(%)		(%)		(%)	(%)
	64,463,732.98	5.16%	25,530,117.79				

			(%)			(%)	
1							
	--	--	--	--	--	--	--


■

1						

--

4

5

5


5

6

				(%)	
		104,805,377.36	1	1-2	6.65%
		81,367,343.16	1	1-2	5.16%
		76,873,637.26	1	1-2	4.88%
		58,559,785.44	1	1-2	3.71%
		57,845,078.18	1	1-2	3.67%
	--	379,451,221.40		--	24.07%

7


				(%)
--	--	--	--	-----

8

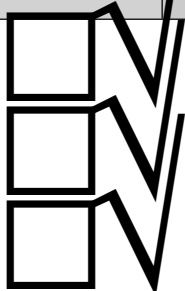
9

2

1



3	13,435,135.12	4.94%	10,324,967.90	17,076,789.43	10.8%	8,193,294.40
3 4	2,370,066.24	0.87%	948,026.50		12,596, 586.28 %	
4 5	5,627,091.61	2.07%	3,938,964.13		1,391,4 27.9%	
5	5,437,977.27	2%	5,437,977.27		3,088,7 75.25%	
	271,449,728.90	--	19,634,329.34	158,076,330.50	--	15,603,496.16



2



5

6

				(%)
		237,491,671.20	1-2	87.49%
		2,478,926.56	1-3	0.91%
		1,253,888.60	1-2	0.46%
		980,000.00	1-2	0.36%
		504,913.21	1-2	0.19%
	--	242,709,399.57	--	89.41%

7

				(%)
--	--	--	--	-----

8

9

3

			(%)	(%)		
	650,000.0	650,000.0	650,000.0	65%	65%	
	0	0	0			

		62,247,000.00	62,247,475.50		62,247,475.50	88.93%	88.93%				
		94,700,000.00	94,700,000.00		94,700,000.00	86.09%	86.09%				
		4,010,000.00	4,001,106.07	-4,001,106.07		17.76%	17.76%				
		405,771.00	490,125.00	-490,125.00		100%	100%				
		8,000,000.00	8,000,000.00		8,000,000.00	19.05%	19.05%				
		599,500.00	599,500.00		599,500.00	99.92%	99.92%				
		13,974,000.00	13,974,000.00		13,974,000.00	51%	51%				
( )		4,033,750.00	0.83	4,056,499.19	4,056,500.02	100%	100%				
		3,400,000.00	2,860,312.97	-60,094.70	2,800,218.27	34%	34%				
		10,000,000.00	9,833,328.25	-297,604.35	9,535,723.90	25%	25%				
		12,000,000.00		10,310,049.19	10,310,049.19	17.76%	17.76%				
	--	812,920,521.00	796,256,348.62	9,517,618.26	805,773,966.88	--	--	--			

1

2012 10  
6,756.641,695  
1,200800  
17.76%

2012

2  
3

4

1

	1,820,936,880.40	3,000,212,656.42
	5,403,295.48	6,572,564.06
	1,826,340,175.88	3,006,785,220.48
	1,314,692,912.07	2,261,736,471.26

2

	1,820,936,880.40	1,310,989,660.66	3,000,212,656.42	2,255,934,847.79
	1,820,936,880.40	1,310,989,660.66	3,000,212,656.42	2,255,934,847.79

3

	746,183,459.21	499,395,472.91	1,312,465,588.32	979,902,297.73
	775,960,415.11	595,912,152.93	1,332,798,280.30	1,008,966,582.41
	86,599,567.99	52,963,481.31	128,578,470.81	81,087,358.14
	87,988,661.02	78,115,753.92	152,678,787.91	140,513,357.40
	124,204,777.07	84,602,799.59	73,691,529.08	45,465,252.11
	1,820,936,880.40	1,310,989,660.66	3,000,212,656.42	2,255,934,847.79

4

--	--	--

	210,579,655.92	148,554,322.11	435,795,934.76	342,227,918.11
	202,134,444.20	163,072,984.31	452,342,420.87	364,906,085.39
	454,528,121.65	342,519,291.43	699,013,946.90	521,334,593.45
	301,882,569.59	208,389,546.10	567,388,752.55	439,726,334.52
	129,303,719.08	99,892,022.11	222,281,121.69	164,549,128.36
	522,508,369.96	348,561,494.60	623,390,479.65	423,190,787.96
	1,820,936,880.40	1,310,989,660.66	3,000,212,656.42	2,255,934,847.79

5

		(%)
	140,946,648.21	7.72%
	111,916,144.43	6.13%
	68,261,026.37	3.74%
	55,117,014.49	3.02%
	34,632,478.63	1.9%
	410,873,312.13	22.51%

5

1

	-821,460.50	-706,358.78
	-490,125.00	
	-1,311,585.50	-706,358.78

2

--	--	--	--

3

	-463,761.45		
	-60,094.70	-539,687.03	
	-297,604.35	-166,671.75	
	-821,460.50	-706,358.78	--

800

17.76%

490,125.00

-490,125.00

6

1	--	--
	52,224,262.82	193,353,622.99
	19,255,686.12	25,048,820.10
	44,468,722.99	39,148,193.55
	5,391,788.82	4,670,778.48
	100,000.00	150,000.00
“ ”	-662,054.27	-67,537.47
“ ”	136,358,653.15	100,882,404.09
“ ”	1,311,585.50	706,358.78
“ ”	-1,746,337.42	-8,385,816.72
“ ”	-13,496,576.18	-52,359,343.19
“ ”	-485,442,983.36	-79,814,930.11
“ ”	309,270,158.75	-103,297,233.17
	67,032,906.92	120,035,317.33
2	--	--
3	--	--
	353,494,511.55	518,268,738.85

	518,268,738.85	691,990,993.02
	-164,774,227.30	-173,722,254.17

7

--	--	--	--	--

--	--	--

1

	%		
	0.53%	0.0218	0.0218
	-2.19%	-0.0894	-0.0894

---

15		-35.93%	
16		-59.96%	

